




Protecting Your Process Against Explosions

Since 1956



IEP Technologies™:

The Name to Trust for Explosion Protection

IEP Technologies is the worldwide leading provider of explosion protection systems and services. For over 60 years we have provided protection solutions that can suppress, isolate and vent combustible dust or vapor explosions in process industries. IEP Technologies operates through locations in the U.S., Germany, Switzerland, U.K., France, Turkey, Brazil, China and Singapore designing and servicing systems with a dedicated team of application engineers, regional sales managers and field engineers.

What sets IEP Technologies apart...

Unsurpassed Verification and Approvals

IEP Technologies has conducted thousands of full-scale explosion tests to better understand the science behind flame propagation and verify our protection solutions. Our products are ATEX compliant and/or FM approved. IEP Technologies is the only provider in the industry with Design Calculation Tools that are ATEX approved.

This means that every design using our Design Calculation Tools is ATEX approved. From design to service, you can have confidence in the solution IEP Technologies provides.

Combustion Research Center

Our state of the art facility is fully-equipped and dedicated to the ongoing study of explosions and the constant advancement of explosion protection science. Understanding the explosibility of your product is the first step in developing your protection solution.

Single Source Responsibility

Whether the application calls for an integrated explosion detection and suppression system, a venting device, a custom isolation system, or any combination; IEP Technologies can meet the challenge with a turnkey solution...from design to 24-hour emergency response.

Explosion Protection Professionals

The IEP Technologies team, including our sales representatives, field & applications engineers and service technicians, have a unique skill to support you. Each understands not just the IEP Technologies product range, but also your process and how our solutions can help protect it.

Worldwide Service

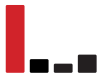
IEP Technologies recruits, trains and retains the finest network of Authorized IEP Technologies Service Centers providing fast response resulting in a minimum of disruption to our customers' operations. These service centers are backed by IEP Technologies with over 50 strategically located, factory technicians who provide on-site technical support to our customers.

The Costly Consequences of an Explosion

Consider the devastating effects an explosion could cause in your manufacturing plant or processing facility. Your process could be shut down for days or even weeks. The business interruption and resulting lost productivity could put your company at a competitive disadvantage in the marketplace. The cost of insurance coverage could increase dramatically. Or even worse, your employees could sustain serious or even fatal injuries.



The average dollar loss per explosion incident in a typical year is \$3.4 million.



Total losses from explosions are four times the amount of losses from all other causes including fire.



Explosions account for less than 4% of all interruptions but nearly 40% of all losses.

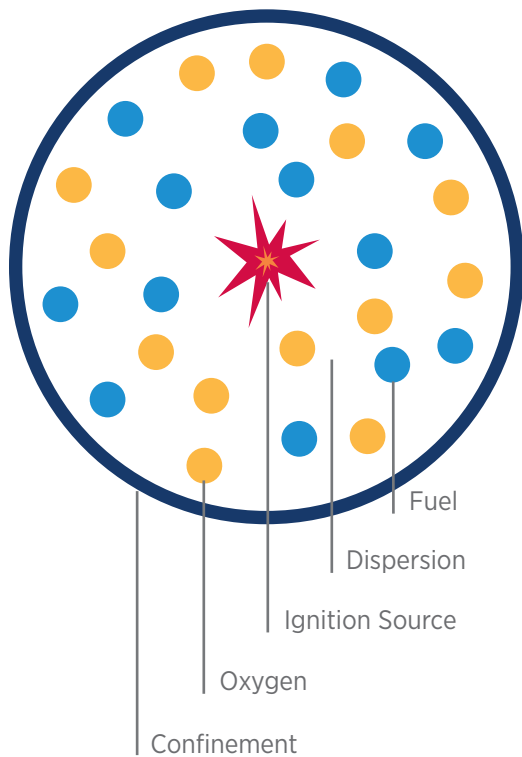


Courtesy of US Chemical Safety Board

The Anatomy of an Explosion

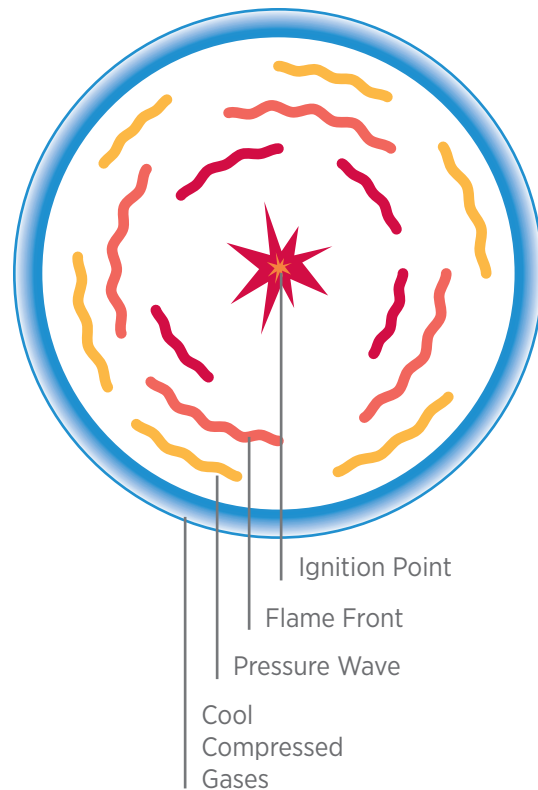
Why Does It Happen?

A deflagration explosion requires five elements; fuel, oxygen, dispersion, an ignition source and a confined space. Does your process generate these elements? Fuel can be a bulk material that is dispersed as a cloud of fine particles, a flammable gas or a volatile chemical that creates vapors. Oxygen is readily available in most plant processes. Ignition can be generated by a flame, a welding arc, spontaneous combustion, frictional or electrostatic sparking. Finally the majority of plant processes can provide the confined space. Once all five elements are brought together, the potential for an explosion can exist in your plant.



How Does It Develop?

An explosion is a propagating combustion wave – or deflagration – moving at less than the speed of sound. A flame front travels initially at slow speeds but increases velocity quickly which forms a leading high pressure or shock wave. Since most industrial processes are not designed to withstand the pressures developed in an explosion, a rupture occurs in the process releasing a destructive pressure shockwave and flame. The subsequent damage can include a much larger secondary explosion occurring when the initial explosion disturbs dust layers within the facility itself as well as a post-explosion fire.



Where Can An Explosion Strike?

Explosive Materials

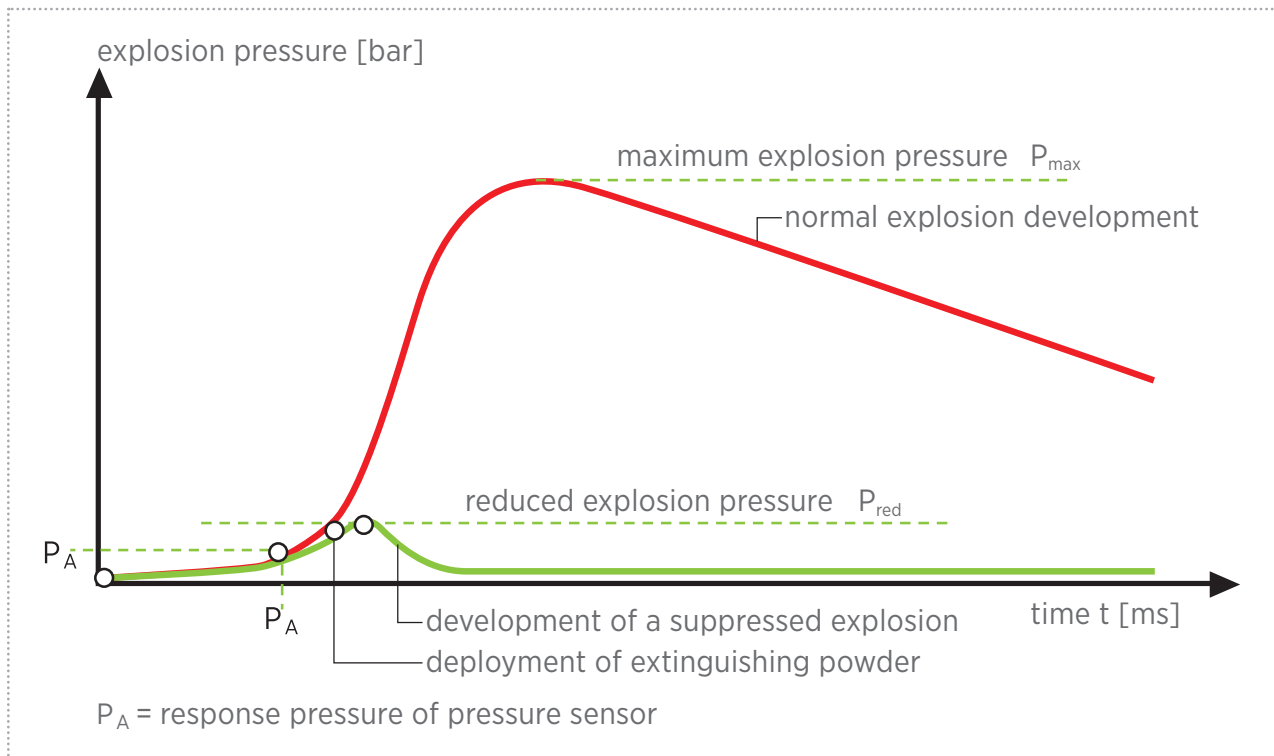
As a rule, if a material can burn, under the right conditions, it can and will explode. Any facility that handles, stores or processes flammable gases, liquids or solids has some degree of explosion risk.

Dust explosions happen regularly and with products you may not expect. Cellulose, Fungicides, Plastics and Resins to name a few but Chocolate, Flour, Paper and Starch can be dusts at risk as well.

Vapors at risk cover a broad spectrum from Acetone to Toluene with many in-between.

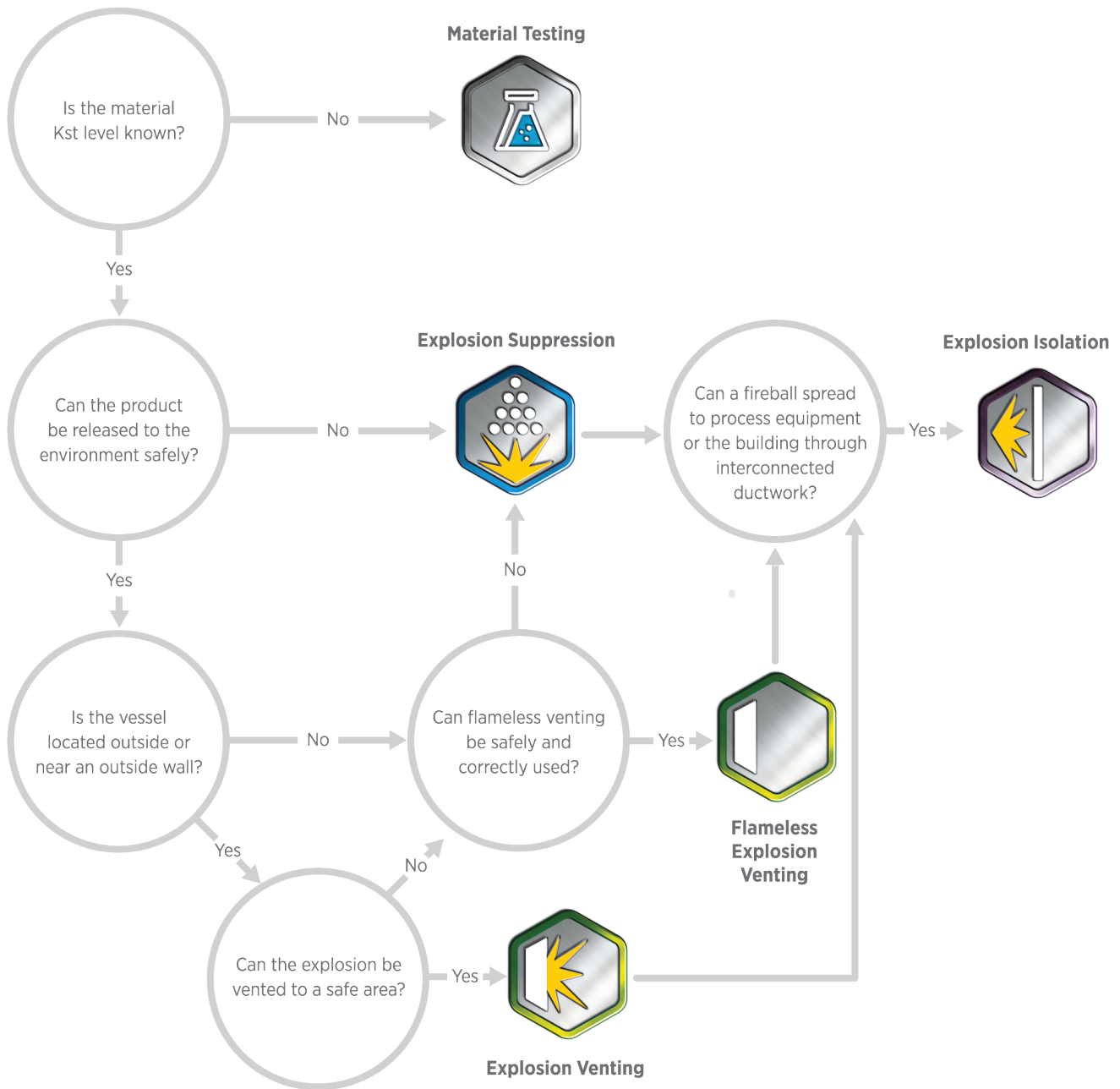
Explosive Environments

Conveying, processing, pulverizing or storing of combustible materials can provide the containment needed to elevate a fire risk to an explosion risk within your facility.



Selecting the Right IEP Technologies System

There are three basic systems types employed for explosion protection...venting, isolation and suppression. The flow chart below uses a dust collector as a typical application to show the process IEP Technologies engineers take to select the most appropriate system(s) to specifically fit your application. We are always available to assist you in determining the most suitable explosion protection approach for each of your applications.

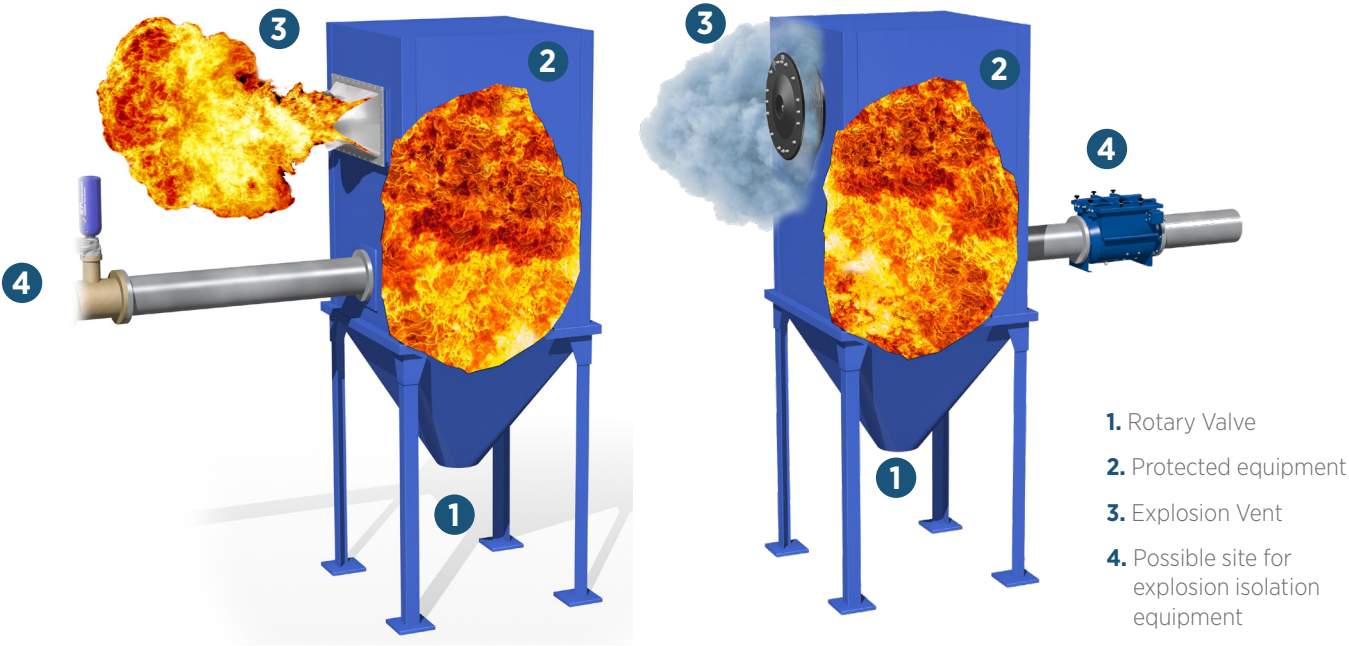


IEP Technologies Explosion Venting Systems

Relieve Explosion Pressure Safely.




An IEP Technologies Explosion Vent is a relief device that ruptures at a predetermined pressure to allow the fireball and explosive pressure to vent to a safe area. Rupture style vents are economical to install and these highly efficient vents fit into the walls of a process volume. They are available in a variety of sizes, configurations and materials to ensure fast reliable operation during an explosion event. IEP Technologies also offers a range of Flameless Vents which are designed to quench the flame front and relieve the pressure. This vent is typically used in applications which cannot be vented to a safe, outside area. Either vent type is typically installed in conjunction with an IEP Technologies Isolation System.



EVN
Flameless Vent



IV8
Flameless Vent




Explosion
Relief Vents

IEP Technologies Explosion Isolation Systems


Isolate Explosions – Chemically or Mechanically.



IEP Technologies Isolation Systems are designed to detect an incipient explosion and react to minimize the risk of the deflagration from traveling between interconnected equipment within your process. The Chemical Type isolation method discharges an explosion suppressant into pipeline/ductwork mitigating the passage of flame and burning materials to interconnected equipment. The Mechanical Type isolation method can be designed using either an “Active” product such as the IEP Technologies high speed knife valve or a “Passive” product such as our Flap Valve. Each of these provide a mechanical barrier which isolates the deflagration event.



Chemical Isolation



Passive Isolation




Ventex Passive Isolation Valve



IsoFlap™ Isolation Flap Valve



Infrared Detector




Single/Dual Exit Isolation Head

IEP Technologies Explosion Suppression Systems

Detect and Suppress Explosions in Milliseconds.



In a matter of milliseconds, your IEP Technologies Explosion Suppression System is designed to detect the buildup of pressure during an explosion and discharge an explosion suppressant into the enclosed space before destructive pressures develop. The suppressant works by interfering with the explosion's reaction, by removing heat from the deflagration's flame front and thereby lowering its temperature below that needed to support combustion. The explosion suppressant also creates a barrier between the unburnt combustible particles to prevent the further transfer of heat.



- 1. Protected Equipment
- 2. Control Panel
- 3. Pressure Detector
- 4. Explosion Suppressor



eSuppressor™



MEX-3™ Pressure Detector



EX-8000 Control Panel



EX-200™ Control Panel


IEP Technologies Spark Detection Systems

Operating principle of a spark detection and extinguishing system



Atexon spark detection and extinguishing systems by IEP Technologies are designed to prevent dust explosions and fires by detecting sparks and extinguishing them automatically. The small amount of extinguishing water used, approximately five litres, will not damage filters or other production machines. Once the danger has been removed, the system automatically halts the extinguishing process and is ready to prevent the start of another fire immediately. Applications for the Atexon Spark Detection system include dust extraction systems, conveyor chutes and production machines such as planers and board presses. These can be found in a wide range of industries including; Wood, Bioenergy, Recycling, Paper, Food, Textile and Plastics.

Mounting principle of the spark detection and fire extinguishing system



1. The spark detectors detect ignition sources within a millisecond.
2. The extinguishing unit extinguishes sparks and embers using a small amount of water.
3. The signal router guides and monitors the extinguishing event.
4. The VR18Z control panel monitors the status of the system.
5. The signal device outputs an alarm using a siren and a strobe light.
6. The blower controller stops the blowers in case of overheating or a spark shower.
7. The overheat sensing cable monitors the temperature of the blower bearings and the blower perimeter.
8. The pressure booster controller supervises the water pump and the heat tracing cables.
9. The pressure booster ensures the correct delivery pressure and prevents air pockets in the extinguishing water.



Control Panel
18-zone VR18Z



Extinguishing Unit
AS181



Spark Detector
V300EX



Booster Station

The IEP Technologies Process: Precise Protection For Every Application

IEP Technologies has more worldwide experience protecting a wider range of facilities against explosions than any other company. With well over 15,000 systems installed, we have developed a unique process to ensure the highest level of protection for your facility. The IEP Technologies process includes:

Material Testing



The IEP Technologies Combustion Research Center using recognized test methods, such as those published by ASTM, U.S. DOT, UN, and others, can conduct testing to determine the combustion properties of your process material including dusts, liquids, and gases. Understanding the characteristics of your material is the first step in designing a suitable protection solution.



System Design

IEP Technologies engineers using a proprietary Computer Modeled System Design, develop a protection solution that meets your individual applications needs. We provide key support and documentation at this stage to ensure you understand the overall design. Together with an on-site design and pre-installation meeting, our engineers will review the system performance when employing the recommended solution.



Site Visit

The industry's most experienced Explosion Specialists review your pre-defined hazard to gather data that will assure a IEP Technologies system that is matched to your specific application.



Installation, Commissioning and Maintenance

Proper installation and commissioning of the explosion protection systems will set the stage for the ongoing successful protection of your process and facility. IEP Technologies supports you from the installation and commissioning stage through to ongoing maintenance and any emergency service/spare parts needs you may have.



Training

IEP Technologies offers on-site training programs for the proper operation and understanding of your explosion protection system.



The Next Step

You can't afford to let an explosion threaten your facility. Let us work with you to keep industrial explosions from impacting your bottom line. Call IEP Technologies today.

Europe

IEP Technologies - Austria
(HOERBIGER Safety Solutions)
Tel. +43 1 2244 0

IEP Technologies - Belgium
(HOERBIGER Safety Solutions)
Tel. +49 2102 5889 0

IEP Technologies - Finland
Tel. +358 10 325 358 0

IEP Technologies - France
Tel: +33 1 5803 3980

IEP Technologies - Germany
Tel: +49 2102 5889 0

IEP Technologies - Italy
(HOERBIGER Safety Solutions)
Tel. +39 045 2370762

IEP Technologies - Sweden
(HOERBIGER Safety Solutions)
Tel. +46 70 564 3306

IEP Technologies - Switzerland
Tel: +41 62 207 10 10

IEP Technologies - Turkey
Tel: +90 232 484 4412

IEP Technologies - UK
Tel: +44 1242 283 060

North & South America

IEP Technologies - USA
Tel: +1-855-793-8407

IEP Technologies - Latin America
(HOERBIGER Safety Solutions)
Tel: +55 (11) 4446 7400

Asia

IEP Technologies - China
(HOERBIGER Safety Solutions)
Tel: +86 21 6485 0855 Ext 8211

IEP Technologies - Korea
(HOERBIGER Safety Solutions)
Tel: +82 10 2579 8077

IEP Technologies - South East Asia
(HOERBIGER Safety Solutions)
Tel: +65 6890 0770

